

Using 4-H Online



Ohio 4-H uses the 4-H Online system to manage all aspects of the 4-H program, including membership, events, projects, activities and communications. All youth and adults who participate in Ohio 4-H have a 4-H online profile.

Completing your 4-H online enrollment is easy and only takes a few minutes. 4-H online profiles are family-based, which means every family has a “master” profile for each family involved in Ohio 4-H. A family profile may contain both youth and adults:

Youth family members (ages 5-18 as of January 1)

- Eligibility for Cloverbud participation begins when a child is age 5 **and** enrolled in kindergarten.
- Eligibility for Club Member participation begins when a child is age 8 **and** in third grade. Any youth age 9 or above is eligible for project membership, regardless of grade level.

Adult family members (ages 18 and older)

- Adults who have been screened and certified as Ohio 4-H Volunteers can re-enroll
- Adults who want to become certified Ohio 4-H Volunteers complete a volunteer application, then create a 4-H online profile as part of their first time enrollment.

Not every Family profile will contain all the above listed types of members. Some profiles may contain only youth members, while others will have only adults. Some profiles will have both. Once a family profile is created, it will exist for as long as members of that profile are involved in the 4-H program. New members may be added to the family profile at any time and members who are no longer involved in 4-H may be archived.

If someone in your family was involved in Ohio 4-H from 2015-Sept 2020, you already have a family profile in 4-H online.

To Access your EXISTING family profile

OR

to create a NEW family profile, visit:

oh.4honline.com



Returning 4-H Family Enrollment Guide

This guide will help you when re-enrolling in Ohio 4-H.

Step 1: Visit: oh.4honline.com

- Mozilla Firefox and Google Chrome are the recommended browsers. Please do not use Internet Explorer.
- Your username is your email address
- Not sure of the email address used in previous years? Contact your local Extension Office
- Select the **“Reset Password?”** option if you do not know your 4-H Online password. Then check your email for a password reset link.
 - Do not set up a new profile.
You must log into last year’s profile.
- Each time you log in to your family profile in 4-H online, your member list will open as the home page. The member list displays all family members for whom a Member record has been created.

Member List

Your member list shows each member that has been added to your family profile. You can see:

- Member’s name and DOB
- 4-H Member Type
 - Club Member
 - Cloverbud
 - Volunteer (Adult 18+)
 - Participant
- Status of Enrollment
 - Enrolled
 - Volunteering
 - Submitted
 - Incomplete (Continue Enrollment)
 - Not Enrolled (Enroll Now)


Family Information

You can view the information contained in your family profile. You can change or update email, phone, and address by clicking the “Edit” button.



Step 2: Begin Re-Enrollment

- To re-enroll a member from a previous year, click “Enroll Now” next to the profile of the appropriate member. You will be asked to update the grade in school and confirm that you want to enroll in 4-H. Select “Enroll”.



Clover

test_clover@yahoo.com

123 Any St

Your Town, OH 43XXX

740-XXX-XXXX

Pickaway County

+ Add Member

Member	Programs
<p>Anthony Clover Feb 14, 2007</p> <div style="text-align: right; margin-top: 10px;"> View </div>	<p>4-H Enroll Now</p> <hr style="border: 0.5px solid #ccc;"/> <p style="text-align: center; color: #0070C0;"> + Join a Program </p>

Step 3: Select Your Club(s)

- Select your 4-H Club(s) for this year by choosing the “Select Club” button.
- Verify that the county is correct at the top of the pop-up window and select the club(s) by selecting “Add” next to the club name.

Steven Snail

2019-2020 Enrollment

1
Clubs

2
Projects

3
Questions

4
Consents

5
Confirm

Clubs

CLUB MEMBERSHIP

Please list all the Clubs of which you are a member this year.

If you are unsure of your club's name, please contact your Club Advisor.

Select Clubs

Fees

Total: \$0.00

Next

Step 4: Select Your Project(s)

- Select your 4-H projects(s) for this year by choosing the “*Select Projects*” button. Then select the projects from the list by clicking the “*Add*” button next to the project name.

Anthony Clover

2020-2021 Enrollment



Clubs



Projects



Questions

Projects

PROJECTS

Please list all projects you are taking this year.

[Select Projects](#)

- Select all of the projects for this year before submitting your enrollment. If you need to make changes to your projects after submitting your enrollment, you will have to contact the Extension office to request a change.
- If you are enrolling in projects for more than one club, you will want to verify that you have selected the correct club at the top of the project pop-up window.
- If you select a horse project, a shooting sports project, or a dog project, you will be automatically prompted to electronically sign the appropriate project consents for those projects. Type your names in the boxes to affirm your agreement.
- Cloverbud members should select project number 710, Cloverbud Activities.



Step 5: Continue Enrollment Questions

- Select the “*Show Questions*” button and complete the additional “About You” questions. Complete all of the required fields as indicated and click *Next*.

Steven Snail
2019-2020 Enrollment

1
Clubs

2
Projects

3
Questions

4
Consents

5
Confirm

About You

Gender *required*

Male

Grade *required*

7

Demographics

Residence *required*

Town, City or Suburbs 10,000 To 50,000

Are you of Hispanic or Latino ethnicity? *required*

Fees

Total: \$0.00

Step 6: Review and Sign Consent Forms

- Affirm that you agree to the Code of Conduct, the General Permission statement, and the Photo Release. Both the member and a parent/guardian names should be typed into the boxes and click on the agreement buttons.

Step 7: Review Enrollment

- Review your enrollment and select submit.
 - Remember, do not hit submit until you are sure that you have selected all of your projects for this year.

You have now successfully submitted your enrollment.

Need to make changes?

- If you need to make changes before your enrollment is reviewed and accepted by county staff, you will need to contact your Extension Office to request a change.


Need to Re-Enroll Another Member?

- Continue re-enrolling other family members by selecting “*Enroll Now*” by their profiles and following the same process.




Need to Enroll a New Member to an Existing Family?

- Select the blue “Add member” button at the top of your family profile and create a new member.



Snail
 rachelstoneburner@yahoo.com
 2572 HILLDALE DR
 GROVE CITY, OH 43123-2565
 555-555-5555
 Franklin County



Member		Programs
<p>Sandra Snail Sep 23, 2004</p>	View	<p>4-H ClubMember - Incomplete Continue Enrollment</p> <hr/> <p>+ Join a Program</p>
<p>Steven Snail Sep 14, 2005</p>	View	<p>4-H ClubMember - Approved Enrolled for 2019-2020 program year</p> <hr/> <p>+ Join a Program</p>

Welcome to the new version of 4-H Online! Add family members by clicking on **Add Member** at the top of this page. To enroll in a program click on the **Enroll Now** link under the program name. If it shows **Continue Enrolling...** under a program, that means you have not completed enrollment, no worries, just click on the link to pick up where you left off. To navigate to a family member click on the **view Button** to the right of the name. When you are finished viewing the selected member click on the **Member List** link at the top of the menu to the left.

Inactive Members:

Any questions or if you are experiencing problems using 4HOnline:

- Call your local Extension Office

